

Architecture of Wireless Network

Ram Kumar Singh¹, Shweta Singh²

¹ Computer Science and Engineering, SITE, Swami Vivekanand Subharti University
Meerut, Uttar Pradesh, Zip-250002, India

² Computer Science and Engineering, Jaypee University of Information Technology,
Waknaghat, Himachal Pradesh, Zip- 173215, India

Abstract

To allow for wireless communications among a specific geographic area, base stations of communication network must be deployed to allow sufficient radio coverage to every mobile users. The base stations, successively, must be linked to a central hub called the MSC (mobile switching centre). The mobile switching centre allow connectivity among the PSTN (public switched telephone network) and the numerous wireless base stations, and finally among entirely of the wireless subscribers in a system. The global telecommunications control grid of PSTN which associate with conventional (landline) telephone switching centre (called central office) with MSCs all around the world.

Keywords: Network, MSC, PSTN, Cellular system

I. INTRODUCTION

In this paper distinguish to the mobile subscribers are connected from the base stations, radio connections are established using a defined communication protocol called CIA (common air interface) which in effect is a exactly determined handshake communication protocol. The CIA determines precisely however base stations and mobile subscribers intercommunicate across radio frequencies and as well as determines the control channel signaling method acting. The common air interface must provide a big good deal of channel reliableness to assure that data is send and receive properly between the base station and the mobile subscribers, and as such determines speech and channel writing in code.

On the base station, the common air interface component (synchronizing data and signalizing) of the mobile transmission is discarded, and the remaining voice traffic is passing over to the mobile switching centre along fixed communication networks. Although every base station might manage on the govern of 50 simultaneous calls, a distinctive mobile switching centre is creditworthy for connecting

because so many as 100 base stations to the public switched telephone network (as more than 5000 calls at same time), therefore connection between the PSTN and MSC involves substantial capacity at any moment of time. It turns clean-cut that networking scheme and standards may change widely contingent upon Single voice circuit or a total metropolitan population is served.

The advanced cellular communication networks are depending upon digital radio and digital communication network technologies to maximizing the capacity and lineament of service. The equalization, speech coding, channel coding, channel coding and interleaving are digital radio techniques they offer superior air-interface carrying out and spectral efficiency apartment whenever comparability on more previous analog system in a invariably changing radio channel. Towards data applications, newly wireless systems stock a broad range of signals and coordinate them into packets for transmitting around the air-interface. The designed the digital air-interface radio formatting to operate well on the communication network architecture of the radio communication system, and as wireless systems carry on to egress, the difference among the digital air-interface and personal communication systems will blur for backbone network architecture.

The fundamental characteristic of ISDN is common channel signaling, is a critical component of wireless communication networks and will carry on to be used to offer bigger cellular capacity. The signaling System No. 7 (SS7) is an important component of the wireless background all around the world, and it's the first step for a universal packet-based communication network towards the wireless traffic. The arrangement and distribution of data basis will become a vital component in the proliferation of wireless communication networks.

The most significantly, the far-flung deployment of fiber optic substructure thought away the latterly 1990s will someday supporting tremendous bandwidths of packet data

transmitting. Since voice around IP and internet web browser technology become usable and affordable for mobile accession and packet-based mobile services will flourish, directing the way for the 4th generation all-packet shifted wireless networks toward voice and data.

II. WIRELESS NETWORK DEVELOPMENT STAGE

1. First Generation

In this stage the cellular and cordless telephony networks are depend upon analog technology. Whole first stage the cellular systems usage FM modulation, and cordless telephony usage individual base station to intercommunicate with a single portable terminus. A distinctive case of a first genesis cellular telephone system is the AMPS (advanced mobile phone services) system utilize in the U.S. Whole the first genesis systems usage the transport architecture depict in the following

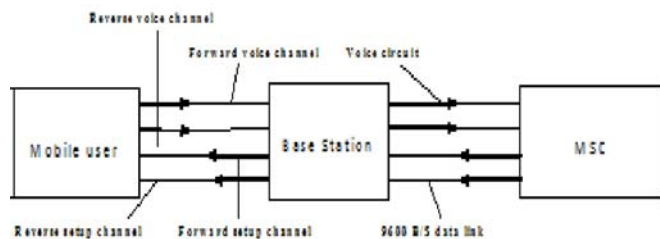


Fig.1 Communication signalling between mobile, base station and MSC

2. Second Generation

The wireless systems use digital modulation and advanced call processing capabilities in Second generation. Cases of second generation of wireless systems let in the global system for mobile communication (GSM), the CDMA and TDMA US digital measures, second generation CT2 (cordless telephone), the British measures for cordless telephone, the PACS (personal access communications system), local closed circuit measures and DECT (digital European cordless telephone), this is European measures for cordless and agency telephony.

The second generations of wireless communication networks have acquainted newly network architectures that feature to decrease the computational load of the MSC. The GSM brings in the conception of a BSC (base station controller), which is infixed among various base stations and the mobile switching centre. The BSC is called a radio PCU (port control unit), in PACS/WACS. This architectural alter has permitted the data interface among BSC and MSC to be standard definition, thereby permitting carriers to usage dissimilar producers for MSC and BSC factors. This tendency

in calibration and interoperability is newly to second generation communication networks. Finally, the wireless network elements, such as BSC and MSC, they will be uncommitted as off-the-shelf parts, very much similar their wire line telephone similitude.

The digital voice coding and digital modulation are used by all second generation systems. The system engage common channel signaling (consecrate control channel) inside the air interface for changing voice and control information among the subscriber are simultaneously manner, the MSC and the base station when a call in process. The Second generation scheme as well as offer dedicated voice and signalling tree trunk among MSCs, and among every MSC and the PSTN.

- SEPs- Switching End Points,
- STPs- Signalling Transfer Points
- SMS- Service Management System,
- SS7- Signalling System No.7

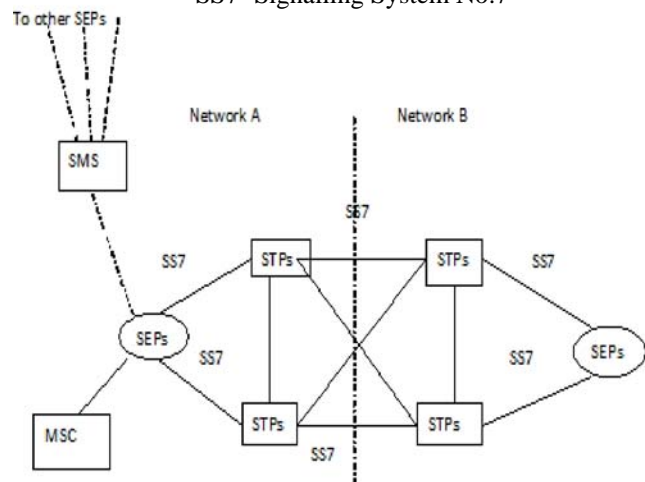


Fig.2 Common channel signalling network architecture

3. Third Generation

Third generation of the wireless network will develop from matured second generation systems. The main goal of third generation of wireless networks is to furnish a single set of measures that can assemble a broad range of wireless application program and offer universal access all around the world. In third generation of wireless network, the different among cordless and cellular telephones will vanish and a worldwide personal communicator will offer access to a kind of voice, information and video communicating services.

Third generation of wireless systems will usage the B-ISDN (broadband integrated services digital network) to offer accessing to data networks, like internet and other public and private networks. Third generation will hold many types of data (voice, information and video), will run in variegated areas and will serve both stable and vehicular users travel at high speeds

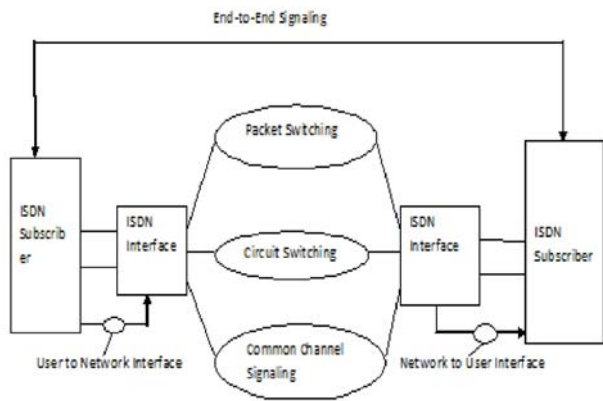


Fig.3 Block diagram of an ISDN

III. CONCEPT OF CELLULAR SYSTEM

The cellular invention was a major discovery in figuring out the problem of spectral over-crowding and user capacity. It provided identical high capacity in a bounded spectrum allotment absent any major technical modifications. The cellular invention is a system-level thought which calls toward exchanging a individual, high power transmitter (big cell) with lots low power transmitters (small cell), to each one offering coverage to alone a small percentage of the service area. To every base station is apportioned a part of total number of channels uncommitted to the entire system, and nearly base stations are allotted dissimilar groups of channels thus the all available channels are allotted to a comparatively small number of adjacent base stations. The adjacent base stations are allotted dissimilar group of channels hence that the interface among base stations is belittled. By consistently spatial arrangement of base stations and their channel groups all around a market, the uncommitted channels are disseminated all around the geographic area and perhaps reprocessed as so many times as essential so long as the interference among co-channel stations restrained below satisfactory levels.

As the requirement for services rises, the total number of base stations possibly increased, thereby offering accession radio capacity without additional increment in radio spectrum. This fundamental precept is the base for all advanced wireless communication networks, afterward it's enable a limited number of channels to assist a randomly very large number of user through reprocessing the channels all around the coverage area. Moreover, the cellular conception permit every part of user equipment amongst a nation or continent to be constructed with the similar set of channels thus any mobile perhaps used anyplace within the region.

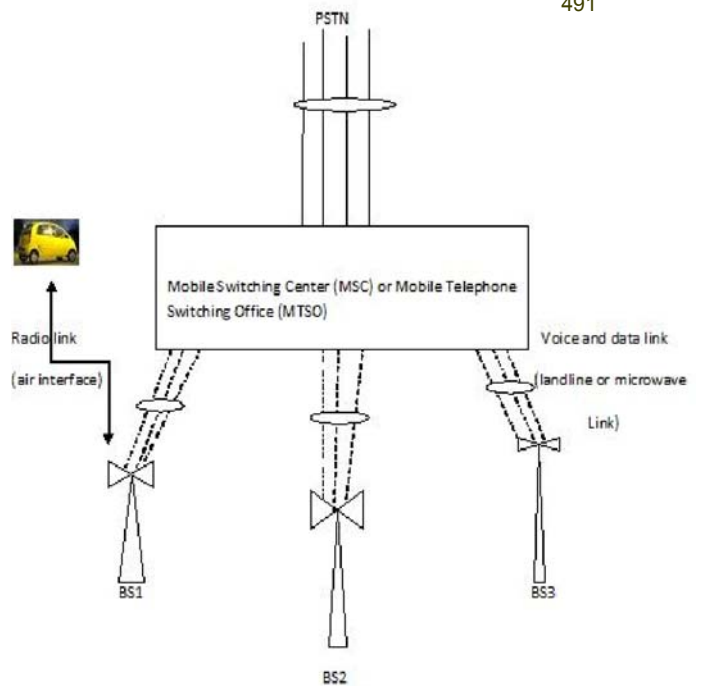


Fig.4 Block diagram of a cellular system

IV. ARCHITECTURE OF CELLULAR PACKET-SWITCHED

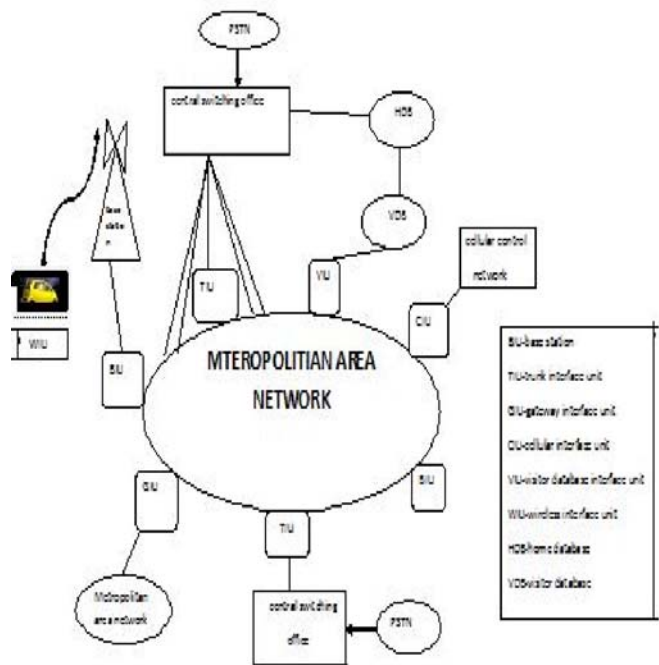


Fig.5 Architecture for a metropolitan area network

The cellular packet switching architecture disseminates network operate within interference units and hence offers the capability to hold extremely dense user environment. In this figure depicts the block diagram of such architecture towards MAN (metropolitan area network).The data traveling at

various gigabits per second (gbps) across the MAN, which is manufactured of fiber optic cable and assist as the backbone for the whole wireless system in a specific geographical area. The information enters and exits the respective MAN interface unit that is linked to base station and the public communication network switches. The transmission of packets by packet switching techniques in cellular-switched architecture. The Packet switching is attractive feature for wireless system since the destinations and other information in package headers build it potential for disseminated network components to reply to a mobile user absent the intercession of central controllers. In packet switching techniques, the destinations address are carried in every packet consist a logical connection among network components.

V.CONCLUSIONS

Wireless communications network build usage of EM (electromagnetic) waves to transmit signals around long distances. From a users view, the wireless links are not especially dissimilar from every other network links. Modern cellular warless networks are depending upon digital radio and digital communication network technologies to maximizing capacity and quality of service. The equalization, interleaving, channel coding and speech coding are digital radio techniques they offer superior air-interface performance and spectral efficiency whenever equated with older analog system in a constantly changing the radio channel

VI. REFERENCES

- [1] H. Zhang, Y. Zheng, M. A. Khojastepour, and S. Rangarajan, .Cross- Layer Optimization for Streaming Scalable Video over Fading Wireless Networks., in *IEEE JSAC*, vol. 28, no. 3, April 2010.
- [2] "Switching and signalling broadband ISDN-B-ISDN application protocols for access signalling," *ITU-T recommendation Q.2963.3*, May. 1998.
- [3] M.Ghanbari, "Two-Layer Coding of Video Signals for VBR Networks," *IEEE JSAC*, vol. 7, no.5, pp.771-781, June 1989.
- [4] G. Bhanage, I. Seskar, R. Mahindra, and D. Raychaudhuri, .Virtual basestation: Architecture for an open shared wimax framework., in *ACM SIGCOMM VISA Workshop*, 2010.
- [5] G. Liebl, T. Schierl, T. Wiegand, and T. Stockhammer, .Advanced wireless multiuser video streaming using the scalable video coding extensions of h.264/mpeg4-avc., in *IEEE ICME*, 2006.
- [6] G.Karlsson and M. Vetterli, "Packet Video and Its Integration into the Network Architecture," *IEEE JSAC*, vol. 7, no.5, pp.739-751, June 1989.
- [7] M. Burza, J. Kang, and P. V. D. Stok, .Adaptive streaming of mpegbased audio/video content over wireless networks., *Multimedia*, vol. 2, no. 2, April 2007.
- S. Ortega and M. Khansari," Rate control for video coding over variable bit rate channels with applications to wireless transmission," in *Proc. IEEE Int. Conf. Image Processing*, Oct. 1995.

Authors

Ram Kumar Singh received her Bachelor degree in Computer Science and Engineering from Subharti Institute of Technology and Engineering in 2010. Currently pursuing M.Tech degree in Computer Science and Engineering at SITE, Swami Vivekanand Subharti University, Meerut, India. My areas of Interest are Computer Network and Security.

Shweta Singh received his B.TECH. degree in Computer Science Engineering from Subharti Institute of Technology and Engineering in 2010. Currently she is pursuing M.TECH degree in Computer Science and Engineering at Jaypee University of Information Technology, Wakanaghat, Distt. Solan. His areas of interest are Theory of computation, Advanced Algorithms, Software Engineering, Computer Networks.